


MIMIK 30



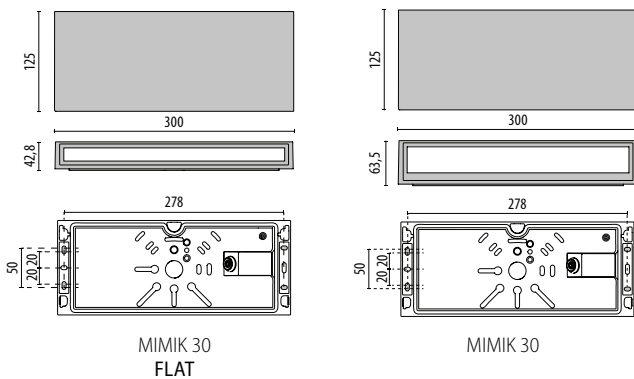
Range of indoor and outdoor wall mounted LED fixtures, comprising:

- Polyester powder coated die-cast aluminium housing
- Powder polyester painting process optimized against UV rays in 13 different steps
- Silicone gasket
- LED versions include 220/240 V 50/60 Hz safety transformer

- Flat, microprismatic tempered glass diffuser, screen printed on the inner surface for MIMIK FLAT series
- Flat, transparent, tempered glass diffuser, screen printed on the inner surface for MIMIK series
- "MIMIK fixtures are equipped with high-transmittance polycarbonate lenses with different light distributions to meet the most diverse lighting requirements



- GR-94 / Metallic grey / Textured
- AN-96 / Anthracite gray / Textured
- WH-87 / White / Textured

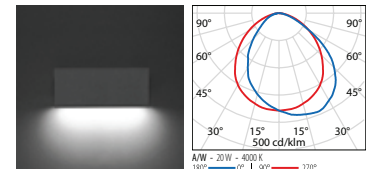


Please visit our web site www.performanceinlighting.com for the latest updated versions available.

MIMIK 30 FLAT

IK06 1J xx3

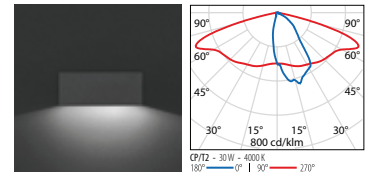
WATTAGE	CLASS	CE	CRI	KELVIN	COS Ø ≥ 0.9	OPTIC	OPTIC BEAM	LIGHTSOURCE LUMEN OUTPUT	LUMINAIRE LUMEN OUTPUT	L	B	LIFETIME	COLOUR/ RAL	PART NUMBER
Power LED 220-240 V 50/60 Hz														
20W	I	✓	80	4000	✓	A/W	-	2736 lm	1597 lm	80	10	60000 h	●	303798
20W	I	✓	80	3000	✓	A/W	-	2644 lm	1506 lm	80	10	60000 h	●	303800
20W	I	✓	80	4000	✓	A/W	-	2736 lm	1597 lm	80	10	60000 h	●	303799
20W	I	✓	80	3000	✓	A/W	-	2644 lm	1506 lm	80	10	60000 h	●	303801
20W	I	✓	80	4000	✓	A/W	-	2736 lm	1597 lm	80	10	60000 h	○	303843
20W	I	✓	80	3000	✓	A/W	-	2644 lm	1506 lm	80	10	60000 h	○	303844



MIMIK 30 CP/T2

IK06 1J xx3

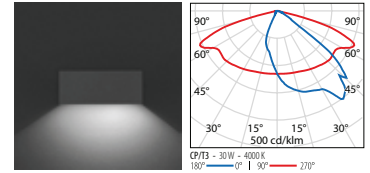
WATTAGE	CLASS	CRI	KELVIN	COS Φ ≥ 0.9	OPTIC	OPTIC BEAM	LIGHTSOURCE LUMEN OUTPUT	LUMINAIRE LUMEN OUTPUT	L	B	LIFETIME	COLOUR/ RAL	PART NUMBER
Power LED 220-240 V 50/60 Hz													
30 W	I	✓	70	4000	✓	CP/T2	-	4480 lm	2700 lm	80	10	60000 h	● 303802
30 W	I	✓	70	3000	✓	CP/T2	-	4160 lm	2506 lm	80	10	60000 h	● 303804
30 W	I	✓	70	4000	✓	CP/T2	-	4480 lm	2700 lm	80	10	60000 h	● 303803
30 W	I	✓	70	3000	✓	CP/T2	-	4160 lm	2506 lm	80	10	60000 h	● 303805
30 W	I	✓	70	4000	✓	CP/T2	-	4480 lm	2700 lm	80	10	60000 h	○ 303845
30 W	I	✓	70	3000	✓	CP/T2	-	4160 lm	2506 lm	80	10	60000 h	○ 303846



MIMIK 30 CP/T3

IK06 1J xx3

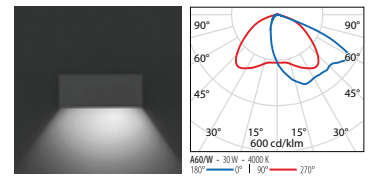
WATTAGE	CLASS	CRI	KELVIN	COS Φ ≥ 0.9	OPTIC	OPTIC BEAM	LIGHTSOURCE LUMEN OUTPUT	LUMINAIRE LUMEN OUTPUT	L	B	LIFETIME	COLOUR/ RAL	PART NUMBER
Power LED 220-240 V 50/60 Hz													
30 W	I	✓	70	4000	✓	CP/T3	-	4480 lm	2755 lm	80	10	60000 h	● 303806
30 W	I	✓	70	3000	✓	CP/T3	-	4160 lm	2558 lm	80	10	60000 h	● 303808
30 W	I	✓	70	4000	✓	CP/T3	-	4480 lm	2755 lm	80	10	60000 h	● 303807
30 W	I	✓	70	3000	✓	CP/T3	-	4160 lm	2558 lm	80	10	60000 h	● 303809
30 W	I	✓	70	4000	✓	CP/T3	-	4480 lm	2755 lm	80	10	60000 h	○ 303847
30 W	I	✓	70	3000	✓	CP/T3	-	4160 lm	2558 lm	80	10	60000 h	○ 303848



MIMIK 30 A60/W

IK06 1J xx3

WATTAGE	CLASS	CRI	KELVIN	COS Φ ≥ 0.9	OPTIC	OPTIC BEAM	LIGHTSOURCE LUMEN OUTPUT	LUMINAIRE LUMEN OUTPUT	L	B	LIFETIME	COLOUR/ RAL	PART NUMBER
Power LED 220-240 V 50/60 Hz													
30 W	I	✓	70	4000	✓	A60/W	-	4480 lm	2558 lm	80	10	60000 h	● 303810
30 W	I	✓	70	3000	✓	A60/W	-	4160 lm	2373 lm	80	10	60000 h	● 303812
30 W	I	✓	70	4000	✓	A60/W	-	4480 lm	2558 lm	80	10	60000 h	● 303811
30 W	I	✓	70	3000	✓	A60/W	-	4160 lm	2373 lm	80	10	60000 h	● 303813
30 W	I	✓	70	4000	✓	A60/W	-	4480 lm	2558 lm	80	10	60000 h	○ 303849
30 W	I	✓	70	3000	✓	A60/W	-	4160 lm	2373 lm	80	10	60000 h	○ 303850

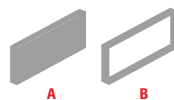


OPTIONAL ACCESSORIES

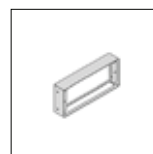
Complete unit

1A+1B = please order 2 codes

COMPONENTS	
A	luminaire
B	customising ring



DESCRIPTION	COLOR	PART NUMBER
MIMIK FLAT		
FLAT Customising ring / Facade Accessory	●	310446
FLAT Customising ring / Facade Accessory	●	310447
FLAT Customising ring / Facade Accessory	○	310448



310446
310447
310448